

# Modelo Futuro

## Modelé Futuro


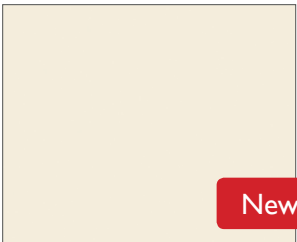































- Puerta de Termo\_Laminado 2 caras.
- Tablero de partículas rematado 4 lados.
- Grosor 19 mm.
- Medida máxima indicada en cada acabado.
- Veta vertical, para acabados madera.

- Porte thermolaminé 2 faces.
- Panneau de particules 4 chants épais.
- Épaisseur 19 mm.
- Dimension maximum précisé sur chaque finition.
- Sens du fil vertical pour les finitions bois.

### Tablero completo - Planche complète



 W1000 ST9 (2.800 mm)	 W1200 ST9 (2.800 mm)	 U216 ST9 (2.800 mm)	 U775 ST9 (2.800 mm)	 U702 ST9 (2.800 mm)	 U727 ST9 (2.800 mm)	 U708 ST9 (2.800 mm)
 U963 ST9 (2.800 mm)	 F186 ST9 (2.800 mm)	 F187 ST9 (2.800 mm)	 U705 ST9 (2.800 mm)	 U608 ST9 (2.800 mm)	 U325 ST9 (2.800 mm)	 U790 ST9 (2.800 mm)
 U636 ST9 (2.800 mm)	 U633 ST9 (2.800 mm)	 U604 ST9 (2.800 mm)	 U638 ST9 (2.800 mm)	 U665 ST9 (2.800 mm)	 H3157 ST12 (2.800 mm)	 H1710 ST10 (2.800 mm)
 H3131 ST12 (2.800 mm)	 H1318 ST10 (2.800 mm)	 H2033 ST10 (2.800 mm)	 H1330 ST10 (2.800 mm)	 WABI (2.800 mm)	 SABI (2.800 mm)	 H1714 ST19 (2.800 mm)
 ACACIA FONCÉ (2.800 mm)	 H1242 ST10 (2.800 mm)	 H1307 ST19 (2.800 mm)				